

Hotels guests and overnight stays in the 1st half of 2020

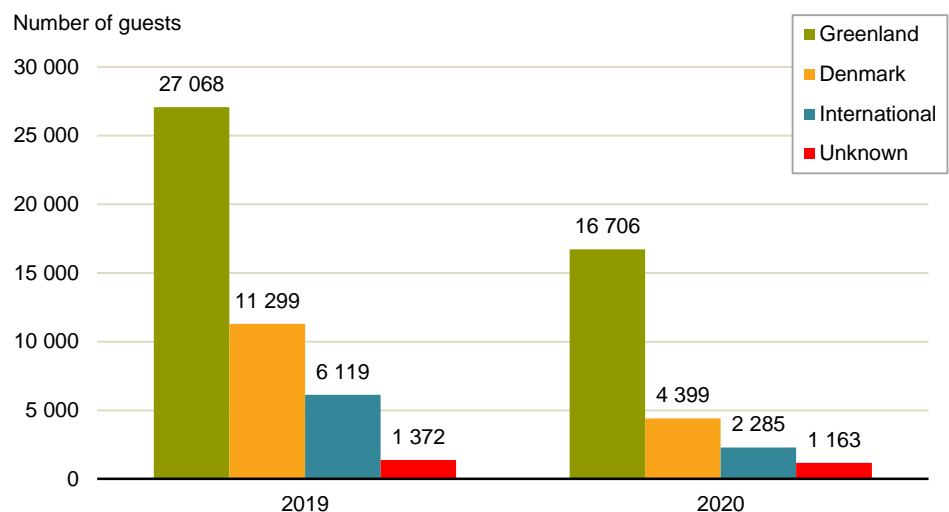
Overview

The second count of hotel guests and overnight stays after the national and international COVID-19 travel-bans showed, showed a decline in the number of guests and overnight stays in all of Greenland. This was especially due to the travel-ban in March.

There were in the second quarter of 2020 15,819 fewer hotel guests and 36,424 fewer overnight stays compared to the previous year. There were, however, observed a downward trend in the first quarter of 2020 where there were 5,486 fewer hotel guests and 14,275 fewer overnight stays compared to the previous year.

In the 1st half of 2020, there were a total of 24,5 overnight guests and 69,166 overnight stays at the 49 hostels and other tourist accommodations in Greenland that Statistics Greenland receive reports from. The number of overnight guests and stays saw a fall of 46.5 pct. and 42.3 pct. respectively, as compare to the same period in 2019.

Figure 1. Number of guests, 1st half 2019-2020



Source: Statistics Greenland – see the figures in the Stat bank www.stat.gl/TUEHOT

Table 1. Number of guest, 1st half 2019-2020

	2019	2020	% variation
Greenland	27.068	16.706	-38,3
Denmark	11.299	4.399	-61,1
International	6.119	2.285	-62,7
Unknown	1.372	1.163	-15,2
Total	45.858	24.553	-46,5

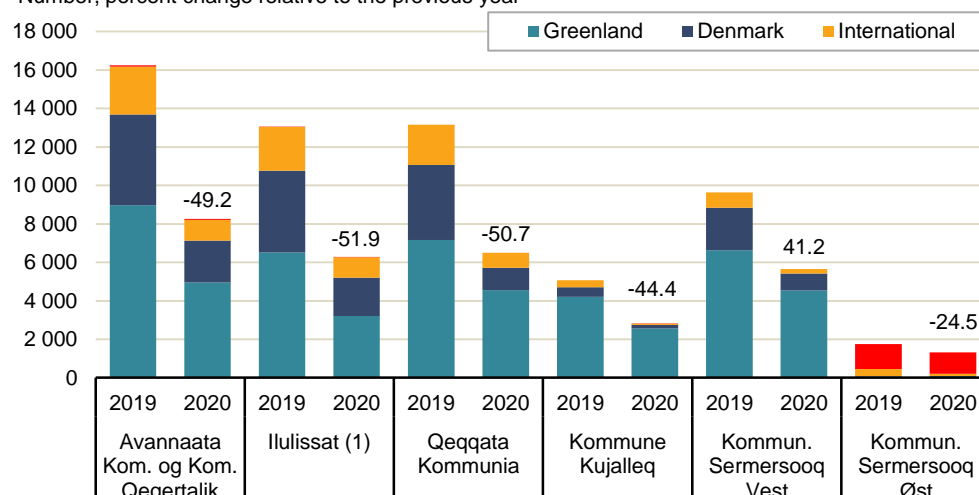
Source: Statistics Greenland – see the figures in the Stat bank www.stat.gl/TUEHOT

Number of guests in the 1st half 2019-2020

The number of overnight guests fell by 46.5 pct. compared to the first half of 2019. The biggest change were seen in Ilulissat where the number of overnight guests fell by 51.9 pct.

Figure 2. Number of guest by region, 1st half 2019-2020

Number, percent change relative to the previous year



Source: Statistics Greenland – see the figures in the Stat bank www.stat.gl/TUEHOT

(1) Ilulissat is counted as part of Qaasuitsup Kommunia.

International: includes guest resident in foreign countries.

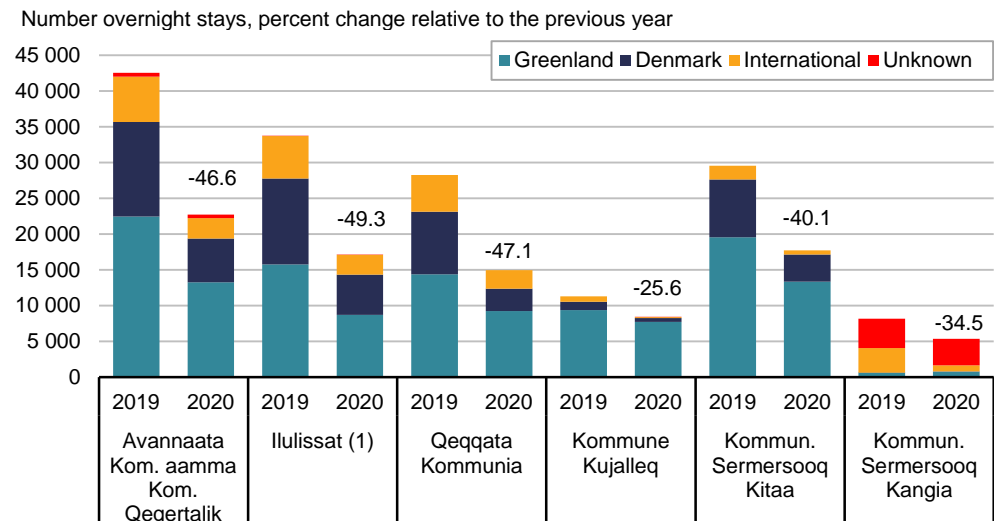
Overnight stays in the 1st half 2019-2020**Table 2. Number of overnight stays, 1st half 2019-2020**

	2019	2020	% variation
Greenland	66.336	44.325	-33,2
Denmark	31.279	13.580	-56,6
International	17.594	7.029	-60,0
Unknown	4.656	4.232	-9,1
Total	119.865	69.166	-42,3

Source: Statistics Greenland – see the figures in the Stat bank www.stat.gl/TUEHOT

The number of overnight stays saw a fall of 42.3 pct. compared to the first half of 2019. The biggest change was in Ilulissat where the number of overnight stays fell by 49.3 pct.

Figure 3. Number of overnight stays by region, 1st half 2019-2020



Source: Statistics Greenland – see the figures in the Stat bank www.stat.gl/TUEHOT

(1) Ilulissat is counted as part of Qaasuitsup Kommunia.

International: includes guest resident in foreign countries.

Remarks

Statistics Greenland receives data from most of the accommodations in Greenland, and for the biggest hotels. The figures are preliminary and they might change when *Statistics Greenland* receive missing reports or corrections.

Statistics Greenland has a continuously collaboration with Visit Greenland in regards to uncovering the total bed capacity in Greenland. This includes continuous detection of new accommodations and hotels. The estimated share of covered bed capacity can be seen in table a1.

Table A1. Covered bed capacity 1st half of 2020

	Avannaata Kom. og Kom. Qeqertalik	Ilulissat (1)	Qeqqata Kommunia	Kommune Kujalleq	Kommun. Sermersooq Vest	Kommun. Sermersooq Øst	Total
Covered bed capacity	140.110	98.566	84.812	79.913	80.990	44.858	529.249
Total bed capacity	161.586	109.850	98.696	85.421	111.504	47.406	614.463
Pct covered	87%	90%	86%	94%	73%	95%	85%

Source: Statistics Greenland and Visit Greenland

Small corrections have been made in the 2017 – definitions of the “*Unknown*” and “*Other countries*” categories, as compared to earlier years. In previous data releases, guests with unknown residency are included in “*Other countries*”. As of 2017, the “*Unknown*” category is used for guests with unknown residency.

Due to reports late arrival, there are approx. 8.8 pct. of the guests and 13.7 pct. of the overnights estimated based on figures for the same period 2019. The existing estimation algorithm are to be reworked based on learnings from the COVID-19 counts.

Signatur forklaring:

- ... Oplysninger foreligger ikke
- .. Oplysninger for usikre til at angives eller diskretionshensyn
- . Tal kan efter sagens natur ikke forekomme
- 0 Mindre end halvdelen af den anvendte enhed
- Nul
- * Foreløbigt eller anslået tal

Eventuel henvendelse

Simon Westmann

E-mail: siwe@stat.gl

Tourism

Grønlands Statistik
Postboks 1025 · 3900 Nuuk
Tlf.: +299 34 57 70 · Fax: +299 34 57 90
www.stat.gl · e-mail: stat@stat.gl

